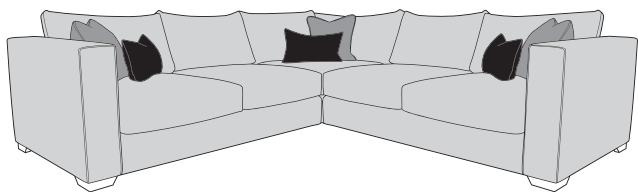




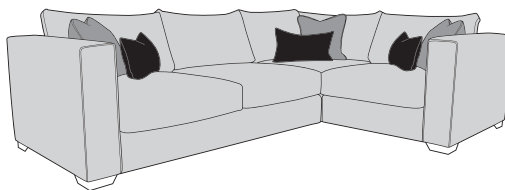
ADISA COLLECTION

3 seater sofa and love chair in Vancouver Cacao,
Dior Natural and Amaro Shimmer

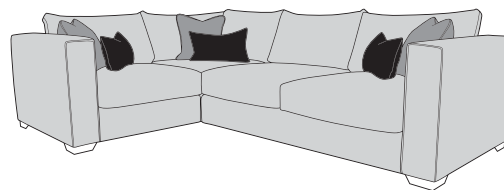
Cover Guide:




Corner Group: LH2, COR, RH2
H: 82 W: 278 D: 278



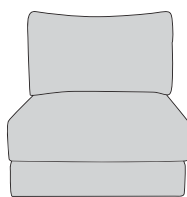
Corner Group: LH2, COR, RH1
H: 82 W: 278 D: 200



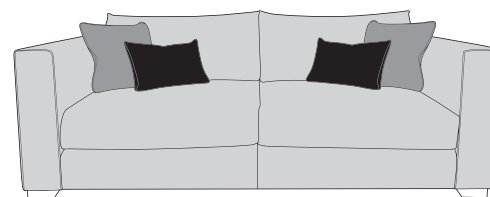
Corner Group: LH1, COR, RH2
H: 82 W: 278 D: 200



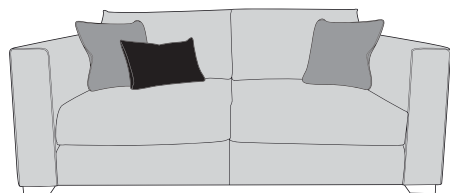
Corner Group: LH1, COR, RH1
H: 82 W: 200 D: 200



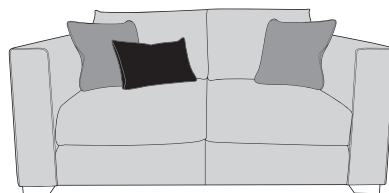
Armless Unit: ALU
H: 82 W: 79 D: 102



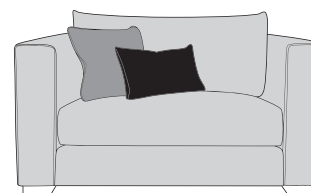
4 Seater Modular Sofa: 4MD
H: 82 W: 228 D: 102



3 Seater Sofa: 3ST
H: 82 W: 194 D: 102

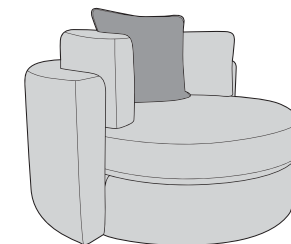


2 Seater Sofa: 2ST
H: 82 W: 175 D: 102

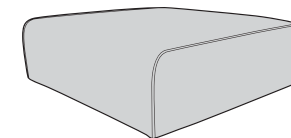


Love Chair: LOV
H: 82 W: 132 D: 102

Suggested Accent Pieces



Lucas Swivel Chair: SWC
H: 76 W: 124 D: 115



Calder Footstool: FST
H: 38 W: 90 D: 90

Scatter:



FRONT, BACK
& PIPING: COVER 2

Bolster:



FRONT & BACK:
COVER 3

Height x Width x Depth (cm)
All dimensions are approximate. Allow tolerance of +/- 2.5cm.

Features & Benefits

Frame: Hardwood & composite board frame - dowelled, screwed, glued & stapled
Seat Suspension: Serpentine seat springs & silent wire
Back Suspension: Elasticated webbing
Seat Cushions: Encore Foam - reversible
Back Cushions: Blown fibre - reversible
Scatter Cushions: Feather filled scatter cushions and bolsters included
Foot Options: Walnut or Mid Oak
Other Features: Deep sit for added comfort
Care: Cushions must be plumped regularly to retain their performance and appearance

Further Dimensions (cm)

Seat Height: 44
Seat Depth: 66
Outback Height: 68
Arm Height: 69
Arm Width: 21
Foot Height: 4

LH2/RH2: H: 82 x W: 176 x D: 102
LH1/RH1: H: 82 x W: 98 x D: 102
COR: H: 82 x W: 102 x D: 102

Foot Colours

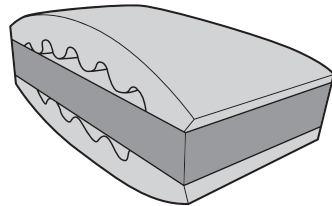


Walnut



Mid Oak

Details



Contoured soft foam top layer for consistent shape and comfort.
High grade foam core for improved resilience and performance.



The Encore Foam seat interior has been granted the FIRA GOLD Award, a mark of quality under-pinning all necessary testing of the product materials, design and production techniques.



Weight limits per seat: tested according with BS EN 12520:2010 & BS EN 1022:2005 for general domestic use which are based on persons weighing up to a maximum of 110kg.
Wood is a natural product and will vary in shade/colour from item to item. Feet may require fitting.

Version 1 - 14/01/2025

